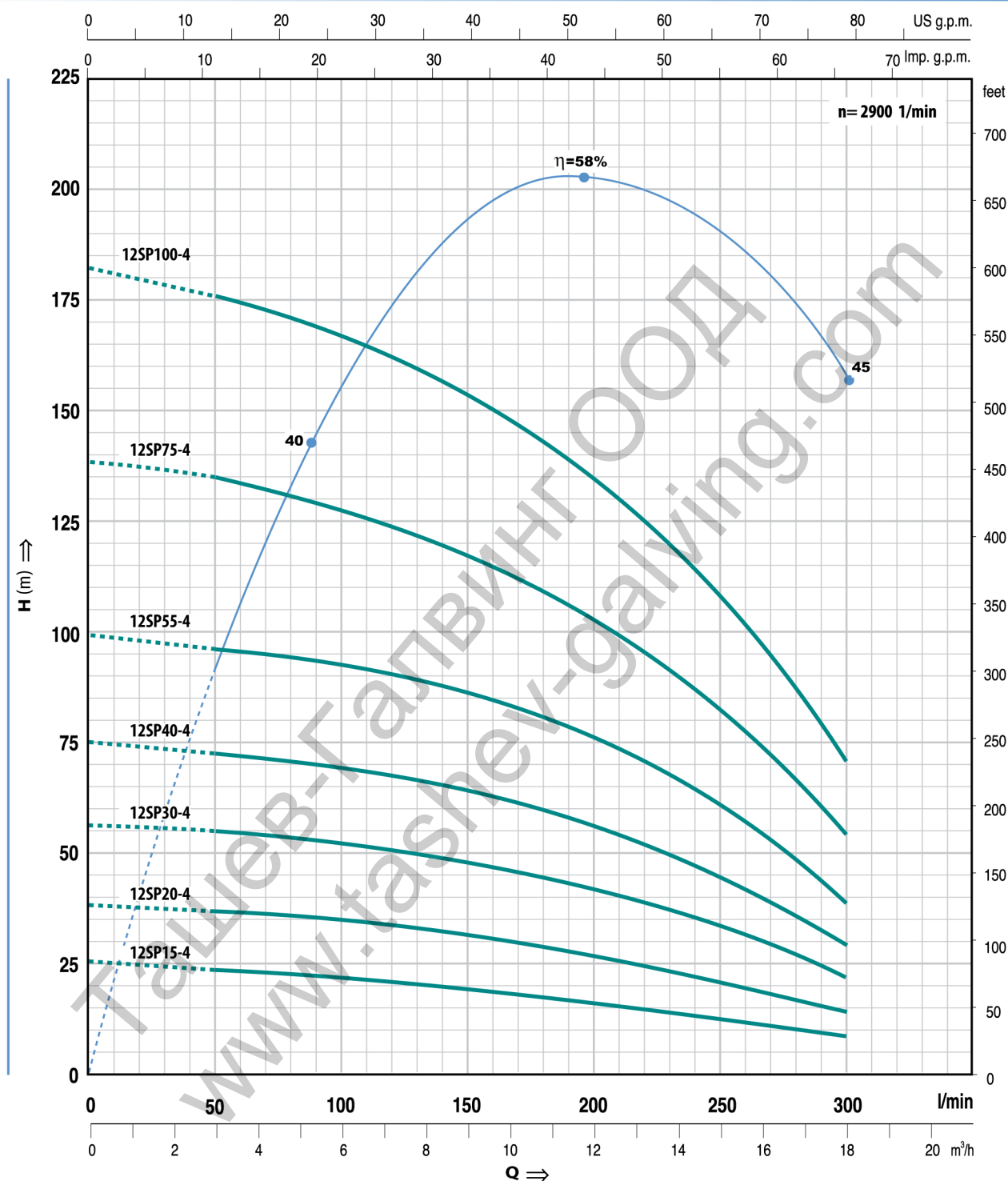


12SP 4

4" submerged pumps

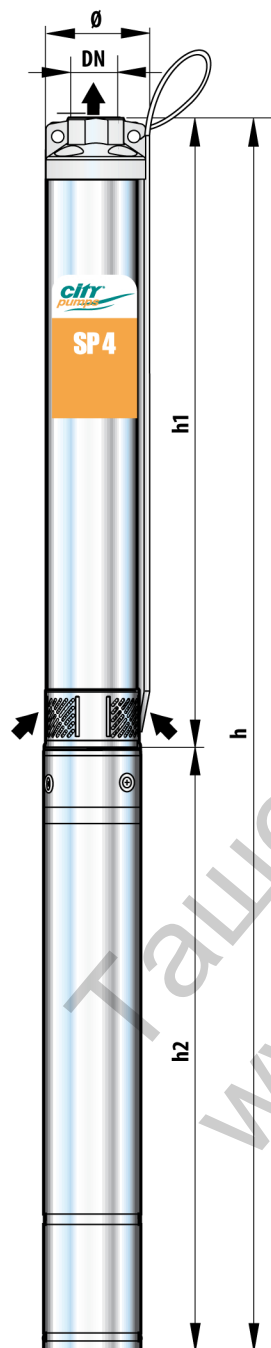


Q = ДЕБИТ H = НАПОР

Tolerance of the performance curves according to EN ISO 9906 App. A.

ВИД ЕДНОФАЗНИ	ТРИФАЗНИ	МОЩНОСТ		m³/h l/min	0	3.0	6.0	9.0	12.0	13.2	14.4	15.6	16.8	18.0
		kW	HP		0	50	100	150	200	220	240	260	280	300
12SP15-4M	12SP15-4	1.1	1.5	H metres	25	24	22	19	16	15	14	12	11	8
12SP20-4M	12SP20-4	1.5	2		38	37	35	32	28	26	24	21	18	14
12SP30-4M	12SP30-4	2.2	3		56	55	52	48	42	39	36	32	27	22
---	12SP40-4	3	4		75	73	69	64	56	52	48	43	36	29
---	12SP55-4	4	5.5		100	97	93	86	75	70	64	57	48	38
---	12SP75-4	5.5	7.5		138	135	127	118	103	96	88	78	66	53
---	12SP100-4	7.5	10		182	176	167	155	135	126	116	103	88	71

Размери и тегла Еднофазни модели



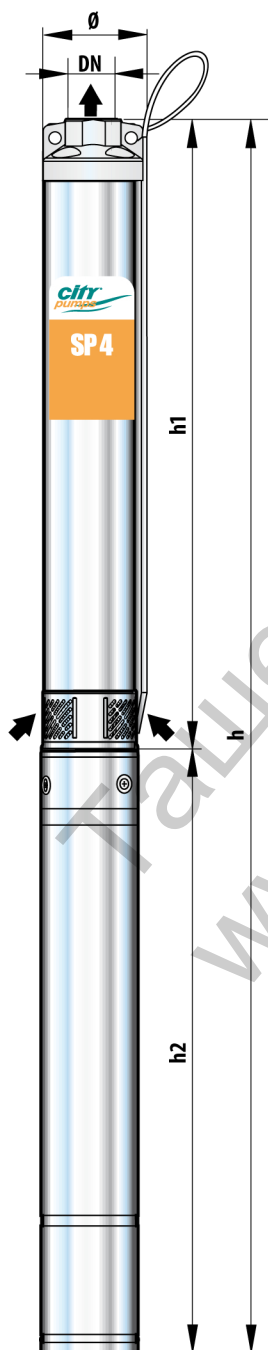
ВИД Single-phase	PORT DN	РАЗМЕРИ mm			kg 1 ~	
		Ø	h1	h2		h
1SP03-4M /R	1 1/4"	98	310	294	604	9.3
1SP05-4M /R			402	294	696	11.1
1SP07-4M /R			519	319	838	13.3
1SP10-4M /R			648	344	992	15.8
1SP15-4M /R			858	404	1262	21.8
1SP20-4M /R			1065	454	1519	25.6
1SP30-4M /R			1516	600	2116	35.4
1.5SP03-4M /R			273	294	567	9.0
1.5SP05-4M /R			310	294	604	12.6
1.5SP07-4M /R			402	319	721	14.5
1.5SP10-4M /R			501	344	845	16.7
1.5SP15-4M /R			648	404	1052	20.0
1.5SP20-4M /R			802	454	1256	23.7
1.5SP30-4M /R			1134	600	1734	31.4
2SP05-4M /R			291	294	585	12.4
2SP07-4M /R			347	319	666	13.2
2SP10-4M /R			402	344	746	15.8
2SP15-4M /R			556	404	960	19.0
2SP20-4M /R	685	454	1139	22.6		
2SP30-4M /R	931	600	1531	29.9		
4SP07-4M /R	2"	98	316	319	635	13.5
4SP10-4M /R			360	344	704	15.3
4SP15-4M /R			470	404	874	18.0
4SP20-4M /R			582	454	1036	21.3
4SP30-4M /R			758	600	1358	27.7
6SP07-4M /R			282	319	601	13.1
6SP10-4M /R			342	344	686	14.9
6SP15-4M /R			432	404	836	17.4
6SP20-4M /R			577	454	1031	20.8
6SP30-4M /R			696	600	1296	26.6
8SP10-4M /R			282	344	626	14.4
8SP15-4M /R			372	404	776	16.8
8SP20-4M /R	432	454	886	19.6		
8SP30-4M /R	577	600	1177	25.5		
10SP15-4M /R	417	404	821	17.1		
10SP20-4M /R	519	454	973	20.1		
10SP30-4M /R	710	600	1310	26.3		
12SP15-4M /R	366	404	770	16.7		
12SP20-4M /R	470	454	924	19.7		
12SP30-4M /R	659	600	1259	25.9		
15SP20-4M /R	422	454	876	19.2		
15SP30-4M /R	526	600	1126	25.5		

SP 4

4" submerged pumps

РАЗМЕРИ И ТЕГЛА

ТРИФАЗНИ МОДЕЛИ



ВИДОВЕ Three-phase	PORT DN	РАЗМЕРИ mm			kg 3 ~	
		Ø	h1	h2		h
1SP05-4 /R	1 1/4"	98	402	294	696	11.1
1SP07-4 /R			519	294	813	12.1
1SP10-4 /R			648	319	967	14.7
1SP15-4 /R			858	344	1202	19.4
1SP20-4 /R			1065	404	1469	23.4
1SP30-4 /R			1516	454	1970	30.7
1.5SP05-4 /R			310	294	604	11.6
1.5SP07-4 /R			402	294	696	13.5
1.5SP10-4 /R			501	319	820	15.4
1.5SP15-4 /R			648	344	992	18.3
1.5SP20-4 /R			802	404	1206	21.5
1.5SP30-4 /R			1134	454	1588	26.7
1.5SP40-4 /R			1442	560	2002	32.4
2SP05-4 /R			291	294	585	11.4
2SP07-4 /R			347	294	641	12.9
2SP10-4 /R			402	319	721	14.5
2SP15-4 /R			556	344	900	17.3
2SP20-4 /R			685	404	1089	20.4
2SP30-4 /R			931	454	1385	25.2
2SP40-4 /R			1208	560	1768	25.0
2SP55-4 /R			1626	660	2286	25.0
4SP07-4 /R			316	294	610	12.5
4SP10-4 /R			360	319	679	14.0
4SP15-4 /R			470	344	814	16.3
4SP20-4 /R			582	404	986	19.1
4SP30-4 /R			758	454	1212	23.0
4SP40-4 /R			980	560	1540	26.8
4SP55-4 /R			1295	660	1955	33.9
4SP75-4 /R			1652	745	2397	41.5
4SP100-4 /R			2097	850	2947	56.8
6SP07-4 /R			282	294	576	12.1
6SP10-4 /R			342	319	661	13.6
6SP15-4 /R			432	344	776	15.7
6SP20-4 /R			577	404	981	18.6
6SP30-4 /R			696	454	1150	21.9
6SP40-4 /R			901	560	1461	25.3
6SP55-4 /R			1165	660	1825	33.6
6SP75-4 /R			1519	745	2264	38.1
6SP100-4 /R			2063	850	2913	47.0
8SP10-4 /R			282	319	601	13.1
8SP15-4 /R			372	344	716	15.1
8SP20-4 /R			432	404	836	17.4
8SP30-4 /R			577	454	1031	20.8
8SP40-4 /R			696	560	1256	23.4
8SP55-4 /R	901	660	1561	24.5		
8SP75-4 /R	1165	745	1910	37.2		
8SP100-4 /R	1519	850	2369	44.2		
10SP15-4 /R	417	344	761	15.4		
10SP20-4 /R	519	404	923	17.9		
10SP30-4 /R	710	454	1164	21.6		
10SP40-4 /R	1002	560	1562	25.6		
10SP55-4 /R	1257	660	1917	33.9		
10SP75-4 /R	1600	745	2345	38.1		
10SP100-4 /R	2096	850	2946	53.0		
12SP15-4 /R	366	344	710	15.0		
12SP20-4 /R	470	404	874	17.5		
12SP30-4 /R	659	454	1113	21.2		
12SP40-4 /R	811	560	1371	24.1		
12SP55-4 /R	1053	660	1713	33.2		
12SP75-4 /R	1358	745	2103	38.4		
12SP100-4 /R	1752	850	2602	46.5		
15SP20-4 /R	422	404	826	17.0		
15SP30-4 /R	526	454	980	20.8		
15SP40-4 /R	720	560	1280	23.1		
15SP55-4 /R	875	660	1535	30.0		
15SP75-4 /R	1173	745	1918	36.5		
15SP100-4 /R	1522	850	2372	43.0		